



# BEKT-S1502CII



**Barudan**  
THE MOST ADVANCED EMBROIDERY MACHINE SINCE 1959

## Accessories



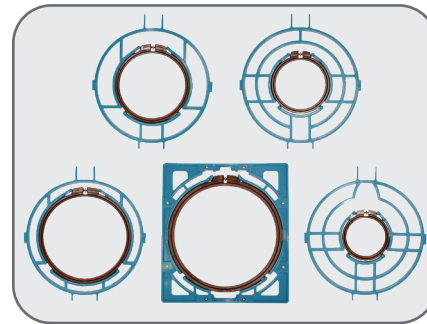
Wide Cap Frame




Pocket Frames



Frames for Finished Products



Spider Frames



Sock Frames

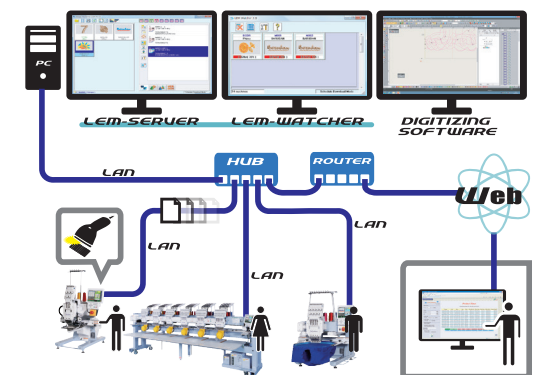


Signal Tower

## LEM Server System [Option]

*Quick and Easy Design Transfer to Machines using a Barcode Scanner.*

- Able to connect up to 100 Barudan machines.
- Production Efficiency Reporting is available on the LEM Pro version and is even accessible from anywhere via the web.
- "Report" what head on which machines need maintenance.
- "See" what your machines are producing even from home.
- "Know" which employees and machines are more productive.



## BARUDAN CO., LTD.



■ Sales Headquarter  
20 Tsukagoshi, Josuiji, Ichinomiya-city, Aichi-pref.,  
491-0004 Japan  
Phone +81 586-76-1137  
Fax +81-586-77-1499  
URL <http://www.barudan.co.jp/>  
E-mail [info@barudan.co.jp](mailto:info@barudan.co.jp)

Agent:



# BEKT-S1502CII

MODEL  
BEKT-S1502CII



- Frame Centering Function
- Frame Limit Function  
Able to restrict machine operation when a design does not fit to the frame or when there is a risk of a needle bar hitting the frame.
- Shortcuts  
Customize most-used icons to save time.
- LAN Connector Standard, 2 USB ports
- Touch screen (8.4 inch, Resolution 800×600)
- 70 million stitch capacity, 100 memory locations

## Name Drop

Separates names in a multiple name design for view and sewing purposes.




Name Drop Drive Mode




Name in Name List



Name in Thumbnail List




*New trimmer system along with smaller diameter cylinder arm allows for sewing deeper into confined areas.*



*New tensioner system provides better and easier thread tensioning and improved thread break accuracy.*

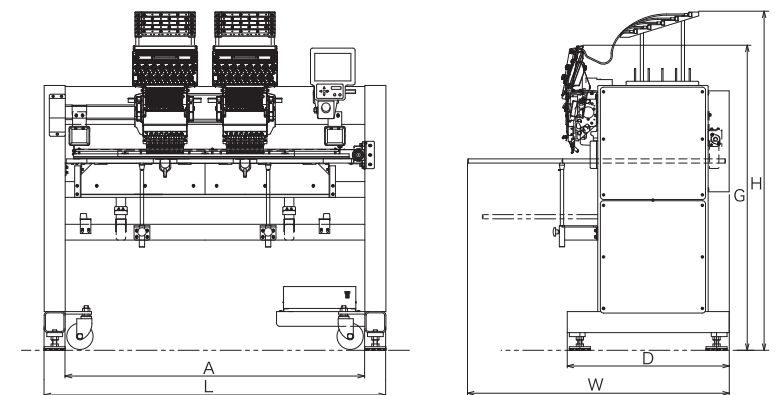
## Features



Laser Pointer



LED Back Light



### Machine Specifications / Main Dimensions

| MODEL         | Embroidery Area (mm) | Cap Frame (mm) | Frames for Finished Products Maximum (mm) | Number of Needles | Stitch Length (mm) | Speed (rpm)  | Power Supply (v) | Power Consumption (kw) | Dimensions (mm) |      |      |      |     |      | Weight (kg) |
|---------------|----------------------|----------------|---|-------------------|--------------------|--|------------------|------------------------|-----------------|------|------|------|-----|------|-------------|
|               |                      |                |   |                   |                    |  |                  |                        | L               | W    | H    | A    | D   | G    |             |
| BEKT-S1502CII | 450×380              | 79×360         | 460×304                                   | 15                | 0.1~12.7           | (Frames for Finished goods)<br>200~1100<br>(Tubular Frame & Cap Frame)<br>200~1000 | 1φ100~240        | 0.225                  | 1625            | 1244 | 1608 | 1425 | 770 | 1447 | 450         |

- The embroidery area indicated above allows for maximum pantograph movement. The frame used may restrict the actual embroidery field size.
- Machines and Specifications are subject to change at any time without prior notice.